



**HemaClear®**  
It Just Fits Better



**The All-In-One, Sterile,  
Exsanguinating Tourniquet.  
Improving Clinical Performance.  
Saving Time in the  
Operating Theater.**

*"The HemaClear technique is unparalleled."*

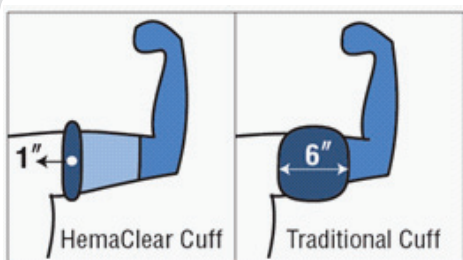
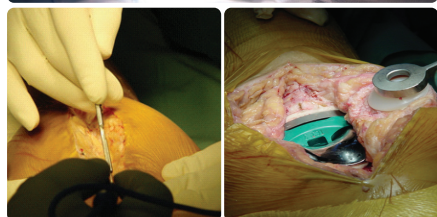
Dr. David Helfet, Chief of Orthopedic Trauma  
Hospital for Special Surgery, New York



## The ALL-IN-ONE Sterile Surgical Tourniquet

*“Superior exsanguination and easier to use over Esmarch and pneumatic cuffs. Everytime.”*

Dr. Jesse Jupiter, Director  
MGH Orthopedic Hand Service, Boston



**Superior exsanguination:** The rolling action of the occlusive silicone ring pushes 95% of the standing blood out of the surgical field, as opposed to 69% with the Esmarch bandage.<sup>1 & 2</sup>

**Creates a sterile field:** HemaClear is a sterile, single use tourniquet that eliminates the need for contaminated reusable cuffs, thus reducing infection rates.<sup>3 & 4</sup>

**Increases the surgical field:** At 1" wide, the narrow profile enables a wider and sterile field.

**Simple and cost-effective:** The easy application reduces preparation time and eliminates the need for tourniquet machines, contaminated reusable cuffs and Esmarch bandages.

**HemaClear is used worldwide:** HemaClear is FDA and CE approved. More than 20 published studies demonstrate the safety, reliability and clinical superiority of HemaClear.

## HemaClear Outperforms Pneumatic Cuffs

	HemaClear	Pneumatic Cuffs
<b>SET-UP TIME</b> <sup>5</sup>	< 1 minute	15 minutes
<b>EASE OF USE</b>	Just grab and pull	Multiple OR personnel, complicated equipment
<b>SAFETY</b>	Sterility reduces infection rates; Low incidence of complications	Non-sterile, risk of infection, higher risk of complications
<b>FOOTPRINT</b>	Requires no OR large capital equipment	Multiple device
<b>COST</b>	A single disposable expense, no maintenance fees	Disposable equipment plus extra OR time

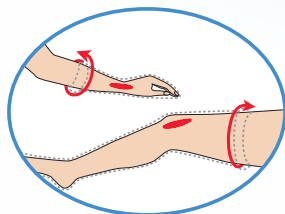
### References

- 1) Blond L, Madsen JL. Exsanguination of the upper limb in healthy young volunteers. J Bone Joint Surg Br. 2002;84-B:489–491.
- 2) Blond L, Madsen JL. Exsanguination of the limbs in elderly volunteers. Int Orthop. 2003;27:114–116.
- 3) Thompson SM et al. The effect of sterile versus non-sterile tourniquets on microbiological colonisation in lower limb surgery. St Peter's Hospital, Chertsey, UK Ann R Coll Surg Engl 2011; 93: 589–590 doi 10.1308/147870811X13137608455334. Accepted 21 August 2011.
- 4) Gottlieb T et al. Reusable tourniquets. An underestimated means for patient transfer of multi-resistant bacteria. BMC Proceedings 2011 5(Suppl 6):P38.
- 5) Boiko M, Roffman M. Evaluation of a novel tourniquet device for bloodless surgery of the hand. J Hand Surg [Br]. 2004;29B:185–187.



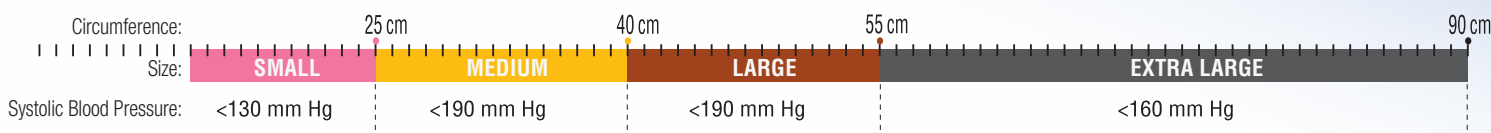
# HemaClear in 3 Easy Steps

## 1 Measure

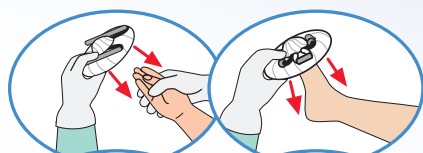


### Find the right size

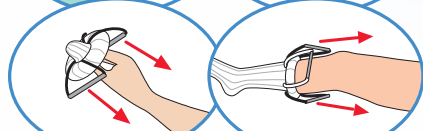
Match the size with the circumference



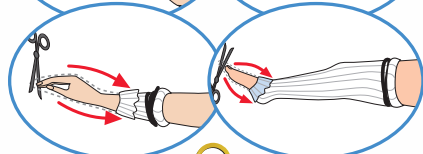
## 2 Apply



**Roll** HemaClear over fingers or toes



**Pull** handles, stopping where you would normally position the bottom of the tourniquet



**Cut the Trim:** expose surgical field and then cut the straps



**Tourniquet Up: Record tourniquet start time**

### Tips for leg placement

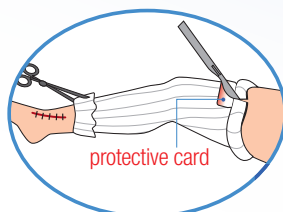


Use bottom handle to clear the heel



Cinch the straps to keep them tight

## 3 Remove



**Cut off when done:** for safety, always place the **protective card** between the stockinet and tourniquet



**Tourniquet Down: Record total tourniquet time**

*"I have been using HemaClear for 2 years at the Brigham and have found it offers a significant clinical advantage over the pneumatic tourniquet, mainly because it's so thin that it gives much more working room above the elbow in a bloodless field. It is safe and reliable."*

Dr. George Dyer, Brigham & Woman's Hospital

## Q & A

### How does HemaClear work?

HemaClear is a sterile, single use only surgical tourniquet that gives the surgeon a much larger surgical field with greater visibility, enhancing surgical performance and outcomes. Simply place HemaClear over the patient's fingers or toes, hold the handles and pull proximally. The silicone ring inside HemaClear rolls up the limb while the stockinette sleeve covers it. The pressure from the ring exsanguinates the limb as it is applied and blocks blood flow at the occlusion site.

### How long can HemaClear remain on the limb?

HemaClear can remain on the limb for up to 120 minutes. HemaClear follows the same AORN guidelines as pneumatic tourniquets.

### What do I do if the procedure is over 2 hours?

For procedures that last longer than 2 hours, remove the HemaClear surgical tourniquet and after the reperfusion period, apply a new sterile unit.

### How much pressure does HemaClear exert?

The pressure exerted by the HemaClear sterile surgical tourniquet is comparable to pneumatic tourniquets at approximately 200-250 mm Hg for upper limbs and 300-350 mm Hg for lower limbs. The exact pressure depends on the model used, limb circumference at the occlusion site, and the distance from the fingers or toes. Pressure tables are available in the instructions for use.

### Who is HemaClear?

HemaClear is a medical device development, manufacturing, and sales company based in Israel. Our R&D and manufacturing facilities are in the city of Haifa.

## Contraindications

Do not leave HemaClear on the patient's limb for more than 120 minutes.

Do not use HemaClear on patients with poor peripheral blood flow, edema or DVT.

Do not place HemaClear directly over the ulnar nerve (at the elbow) or peroneal nerve (at proximal tibia).

Do not use HemaClear if the limb has significant skin lesions (skin disease, burns).

Do not use HemaClear if the limb is infected or malignant.

Distributed by



*Cutting Edge Innovation*

3/17 Rodborough Rd, Frenchs Forest NSW 2086  
PO Box 6052, Frenchs Forest DC NSW 1640, Australia  
Customer Service T: 1300 665 884 F: 1300 665 886  
[www.surgicalspecialties.com.au](http://www.surgicalspecialties.com.au)

